Surfacing Using Creo Parametric

Overview

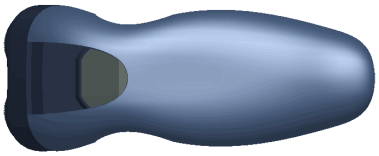

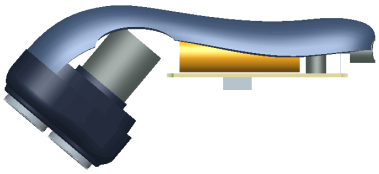

Course Length	24 Hours

In this course, you will learn how to use various techniques to create complex surfaces with tangent and curvature continuities. You will also learn how manipulate surfaces using editing tools, and analyze surfaces for quality and desired characteristics. In addition, you will learn how to create solid features using the surfaces as references. After completing this course, you will be well prepared to create complex shaped models using surfaces in Creo Parametric.

At the end of each module, you will complete a set of review questions to reinforce critical topics from that module. At the end of the course, you will complete a course assessment in Pro/FICIENCY intended to evaluate your understanding of the course as a whole.

This course has been developed using Creo.

Course Objectives



- Describe surface modeling and its terminology
- Learn advanced selection techniques
- Create advanced datum features
- Use advanced sketching techniques
- Learn basic surfacing tools
- Create various boundary surfaces
- Create variable section sweep surfaces
- Create helical sweep surfaces
- Create swept blend surfaces
- Utilize surface analysis tools
- Extend and trim surfaces
- Manipulate surfaces
- Create and edit solid models using surface quilts
- Utilize the master model technique

Prerequisites

- Introduction to Creo Parametric

Audience

- This course is intended for mechanical designers, design engineers, industrial designers, and related roles

Agenda

Day 1

Module	1	Surface Modeling Overview
Module	2	Advanced Selection
Module	3	Advanced Datum Features
Module	4	Advanced Sketching
Module	5	Basic Surfacing Tools
Module	6	Boundary Blend Surfaces

Day 2

Module	7	Sweep Surfaces with Variable Sections
Module	8	Helical Sweeps
Module	9	Swept Blends
Module	10	Analyzing Surface Curvature
Module	11	Additional Surface Analysis Tools

Day 3

Module	12	Extending and Trimming Surfaces
Module	13	Manipulating Surfaces
Module	14	Creating and Editing Solids using Quilts
Module	15	Master Model Technique
Module	16	Project