

Managing PTC Creo Parametric Data with PTC Windchill

Overview

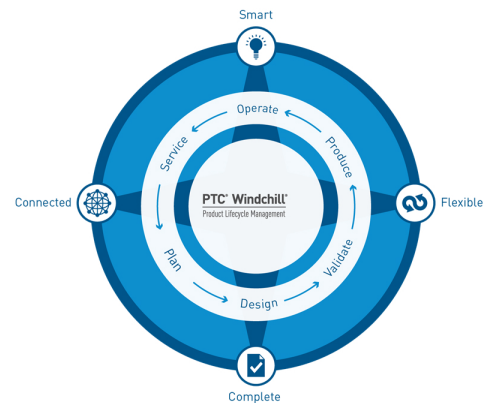
Course Length

8 Hours

In this Process-based course, you will learn about the Windchill Creo Parametric data management solution. After completing this course, you will be prepared to complete basic Windchill CAD data management tasks and activities. You will also have gained a better understanding of Windchill CAD data management processes. In this course, you will learn key capabilities and features of Windchill CAD Data Management and how to use Windchill to manage Creo Parametric design information. Specifically, you will focus on the day-to-day data management tasks required by the Creo Parametric user community, including how to use the CAD data structure to associate and build the product structure. You will also be taught how to use Windchill to perform basic PDM functions on Creo Parametric CAD Documents and their associated Windchill parts.

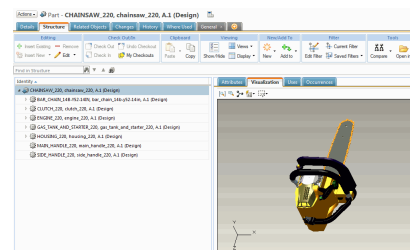
At the end of each module, you will complete a set of review questions to reinforce critical topics from that module. At the end of the course, you will complete a course assessment in PTC University Proficiency intended to evaluate your understanding of the course as a whole.


This course has been developed using Windchill®Creo Parametric.



Course Objectives

- Understand the purpose of CAD documents
- Understand the purpose of Windchill parts
- Register the Windchill server with Creo
- Understand the Manage Design Data process
- Understand the Manage Design Development process
- Locate design information
- View design information
- Create new designs and share design information
- Modify and manage existing design information



- 
- Understand Windchill parts and their association to CAD documents
 - Understand file relationships and dependencies
 - Use workspace frames
 - Manage family tables

Audience

- This course is intended for any user who creates and/or modifies data using Creo Parametric. People in related roles will also benefit from taking this course.
-



Agenda

Day 1

Module	1	Windchill MCAD Data Management Process Overview
Module	2	Manage Design Data
Module	3	Manage Design Development
Module	4	Manage CAD Data
Module	5	Working With CAD Data
Module	6	Manage Family Tables
