

Business Administration of PTC Windchill PartsLink Classification and Reuse

Overview

Course Length

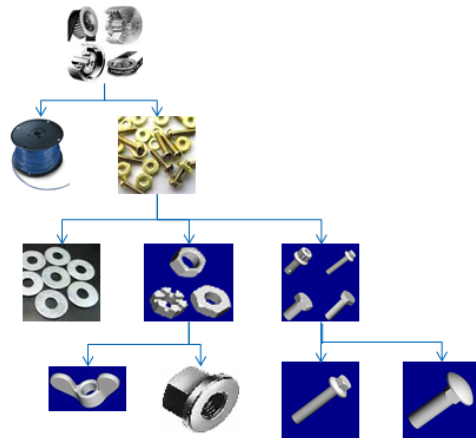
8 Hours

In this course, you will learn to use and administer Windchill PartsLink Classification and Reuse. You will begin by identifying classification search and the business uses it can serve. Then, you will use PartsLink to search for, browse to, create, and classify parts.

Later in the course, you will configure the Windchill PartsLink environment to set up a classification tree and classification binding attributes. Then, you will administer Windchill PartsLink by editing existing classification structures and creating new classification structures. Finally, you will learn to import a catalog of parts into Windchill using the import from spreadsheet functionality.

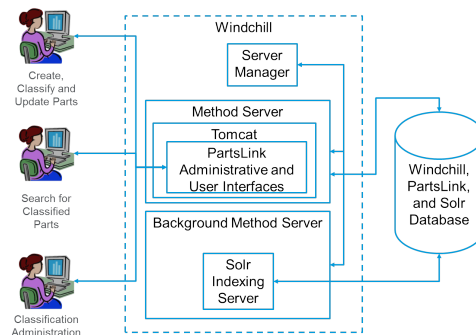
At the end of each module, you will complete a set of review questions to reinforce critical topics from that module. At the end of the course, you will complete a course assessment in Pro/FICIENCY intended to evaluate your understanding of the course as a whole.


This course has been developed using Windchill.



Course Objectives

- Identify the need for parts classification
- Identify the parts of the Windchill user interface that are added with the optional PartsLink module
- Describe classification-based search capabilities
- Browse to classified parts
- Search for classified parts
- Refine search criteria
- Search for similar parts
- Create classified parts
- Classify existing parts
- Describe the Windchill PartsLink architecture
- Identify Windchill PartsLink objects and their purpose



- 
- Identify the relationships between different PartsLink objects
 - Identify the tools used to manage the PartsLink classification structure
 - Identify best practices for designing a classification structure
 - Use the Windchill Manage Classifications page to create and update classification structures
 - Import a parts catalog to Windchill using an Excel spreadsheet

Prerequisites

- Business Administration of PTC Windchill

Audience

- This course is intended for classification administrators, business administrators, system administrators, and project team leaders. Implementation team members, including user adoption team members, and those with general Windchill PartsLink administration responsibilities will also benefit from taking this course.
-



Agenda

Day 1

Module	1	Introduction to Windchill PartsLink Classification and Reuse
Module	2	Classifying Parts
Module	3	Introduction to PartsLink Administration
Module	4	Creating and Maintaining a Windchill PartsLink Classification Structure
