

# Workflow Administration of PTC Windchill

## Overview

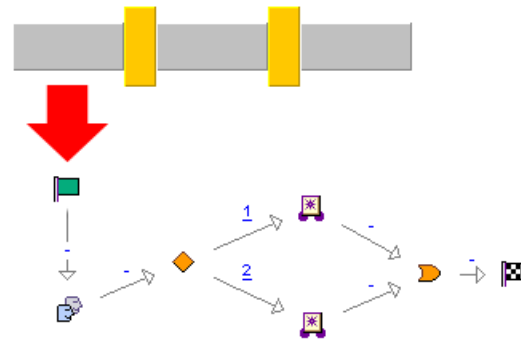
Course Length

16 Hours

In this course, you will learn about Windchill workflow features and how to design, configure, and test workflow processes. After completing this course, you will be able to plan and configure workflow automation features to support your company's business processes.

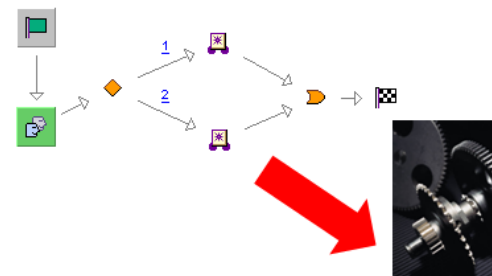
At the end of each module, you will complete a set of review questions to reinforce critical topics from that module. At the end of the course, you will complete a course assessment in PTC University Proficiency intended to evaluate your understanding of the course as a whole.


This course has been developed using Windchill.



## Course Objectives

- Describe the business objects that control and define the Windchill business process definition
- Identify the tools used to manage workflow templates
- Display, create, and modify workflow templates
- Determine the purpose and function of a pre-written workflow process
- Initiate, track, and manage workflow processes
- Define and configure assigned activities
- Use connectors in workflow templates
- Use links in workflow templates
- Group workflow nodes into block processes
- Create references to other workflow templates using proxy processes
- Send notifications from a workflow process
- Check an object in or out automatically in a workflow process
- Move a Windchill object through its life cycle using workflow processes
- Create a time delay in a workflow process
- Launch an external application from a workflow process



- 
- Execute a Java expression within a workflow process
  - Synchronize a workflow process with a system event
  - Communicate with another server using a URL from a workflow process
  - Configure basic and advanced life cycles
  - Specify the workflows to be used in advanced life cycles
  - Configure a promotion request
  - Modify a workflow for use with promotion requests
  - Use routing to reassign a life cycle in a project or program
  - Create a life cycle and workflow for use with project routing

## Prerequisites

---

- Business Administration of Windchill PDMLink

## Audience

---

- This course is intended for Windchill business administrators and application developers. People in related roles will also benefit from taking this course.
-



## Agenda

### Day 1

---

Module	1	Using Workflow Tools
--------	---	----------------------

Module	2	Defining Manual Tasks
--------	---	-----------------------

### Day 2

---

Module	3	Controlling Process Flow
--------	---	--------------------------

Module	4	Simplifying Complex Templates
--------	---	-------------------------------

Module	5	Automating Tasks
--------	---	------------------

Module	6	Using Workflow Templates
--------	---	--------------------------

---